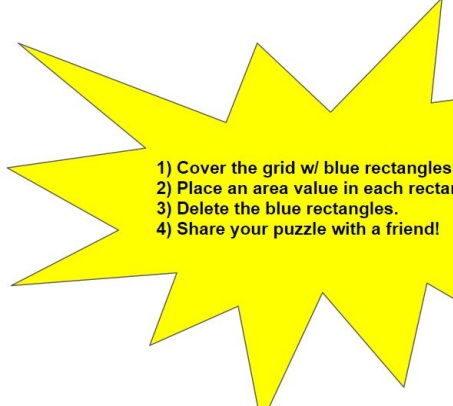




CREATE YOUR OWN SHIKAKU PUZZLE!

Directions (If you have never played Shikaku, [click here](#) first!)

- 1) Fill your 10x10 grid with blue squares/rectangles. Drag the sides to scale your squares/rectangles.
- 2) Drag the circle tile with the appropriate area to any part of each square/rectangle.
- 3) Delete the squares/rectangles (but do NOT delete the number that represents the area)
- 4) Share with a friend!

Example by
@DrBrianLack



- 1) Cover the grid w/ blue rectangles
- 2) Place an area value in each rectangle
- 3) Delete the blue rectangles.
- 4) Share your puzzle with a friend!