




Name _____

Grid Lock

E 6-5

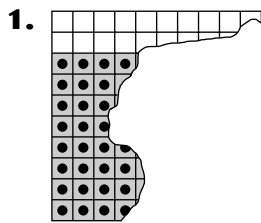
VISUAL
THINKING

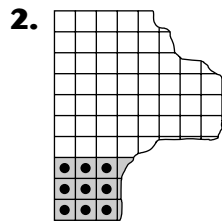
You can use a 10 by 10 grid to show how to multiply a decimal by a decimal. On the grid, each column or row stands for one tenth. Each box stands for one hundredth.

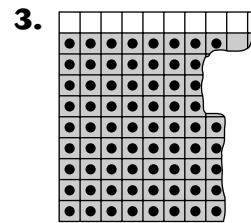


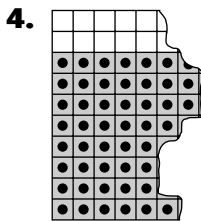
0.7 is shaded.
0.6 of 0.7 is dotted.
 $0.6 \times 0.7 = 0.42$
0.42 of the entire grid is dotted.

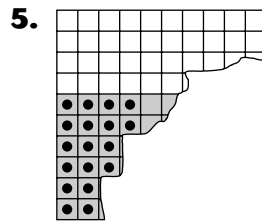
The numbered grids below *would* show decimal multiplication, but each grid is missing a section. Find the grid section that completes each numbered grid. Write the section's letter on the line next to the numbered grid it matches. Then write the decimal multiplication shown in each completed grid.

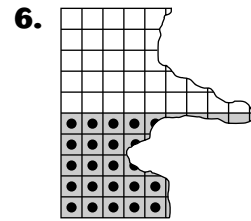


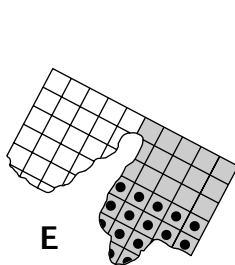




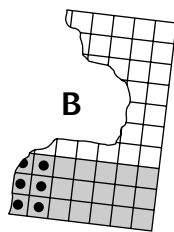




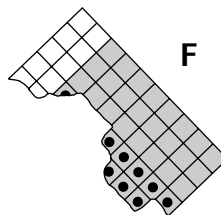




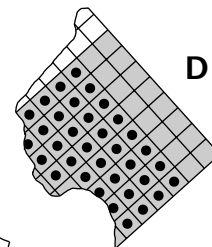
E



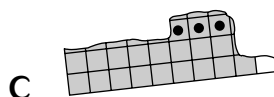
B



F



D



C

A

